

Model #1540-510 with its louvers in the closed position due to the cold temperature.







OVERHEAD GARAGE DOOR MODELS

The Overhead Garage Door Models are specifically designed for standard garage doors and other entry doors that open and close on a daily basis. They are an ideal retrofit, and are available in insulated style and dual function when situations call for natural air ventilation through the garage.

MODEL NUMBER	FLOOD COVERAGE	AIR VENTILATION	VENT SIZE	ROUGH OPENING
1540-524	200 sq. ft.	NONE	16"W x 8"H x 3"D	16 in x 8 in
1540-574	200 sq. ft.	NONE	14 ¹ / ₂ " W x 8 ¹ / ₂ " H x 3"D	14 ¹ / ₂ in x 8 ³ / ₄ in
1540-514	200 sq. ft.	51 sq. in.	16"W x 8"H x 3"D	16 in x 8 in

Standard finish: 
Powder Coat White

Powder Coat Paint Options:    
White, Wheat, Gray & Black
Custom colors also available.

POUR-IN-PLACE VINYL BUCKS

The Pour-in-Place Vinyl Bucks are utilized in poured concrete walls. They are manufactured out of high-strength white PVC. Bucks come fully assembled with the vent model of your choice and include wood bracing for installation into forms along with a film that protects the vent during the pour.

Pour-in-Place Vinyl Bucks are easy to install, saving time on installation and present a nice, clean, finished look.

AVAILABLE FOR:

- Wall depths ranging from 5.5" to 12" including nominal and full sizes
- Pour-in-Place Bucks have the capability to accept the following models:

DUAL FUNCTION SERIES

- 1540-510
- 1540-511

INSULATED SERIES

- 1540-520
- 1540-521

MULTI-FRAMES

- 2 x 1 • 3 x 1
- 2 x 2 • 3 x 2
- 2 x 3



Pour-in-Place Vinyl Bucks are available in **white** only.

Flood vent inserts come standard in Marine Grade 316 Stainless Steel, with full-spectrum custom color powder coat options available.

For more information on Flood Protection Solutions, contact:

Smart Vent 430 Andbro Drive, Unit 1 • Pitman, NJ 08071
Website: www.smartvent.com Tel: (877) 441-8368 Email: info@smartvent.com